

B&A Standard Break-Out Box (BOB)



Product Data Sheet

Part No.180023

B&A Document 110031-A
May 2022



1575 Corporate Dr., Suite 100
Costa Mesa, California 92626



baengineering.com



(949) 335-9707



info@baengineering.com

BREAK-OUT BOX (BOB) SPECIFICATIONS



INTRODUCTION

This document contains technical specifications for the Break-Out-Box (BOB), B&A Part No. 180023. Specifications are shown at 25 °C temperature, unless otherwise noted. The main features of the BOB are listed below:

- Certified for use on Flight Hardware
- Available in different colors and finishes
- Chassis ground plug
- Part traceability
- 1-year warranty
- Compatible with all B&A Bob Cables³



CUSTOMIZATION

The following items can be customized when ordering:

- 1) **Color:** please refer to page 5
- 2) **Finish:** Available options are:
 - a) Powder coated (standard)
 - b) Anodized



GENERAL SPECIFICATIONS²

Number of Contacts	61
Right Connector Part No. RED J1	MS3470L24-61S
Left Connector Part No. BLACK J2	MS3470L24-61S
Banana Plug Type	Miniature
Finish	Powder coated
Wiring	20 AWG Teflon Non-Shielded
Grounding	Chassis Ground Plug
Weight (lbs., kg)	3.5, 1.6



ELECTRICAL RATING

Continuous Maximum Current	5.0 A
Intermittent Maximum Current	10.0 A
Maximum Hands-free Voltage Use ¹	1500 Vrms

Note:

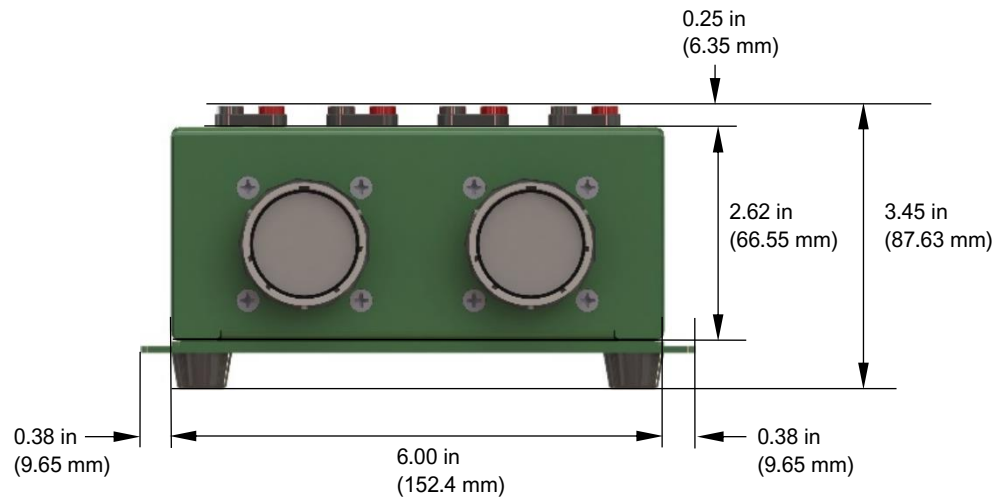
- (1) Based on banana jack electrical rating.
- (2) For further specification details, please contact support@baengineering.com
- (3) Free online BOB cable tool available to choose required connector and request quote. All standard B&A Bob cables mate to this product. Over 250 available drawings for various connector choices to choose. Please visit the link below for more information: <https://baengineering.com/bob-cables/>

DATA SHEET

BREAK-OUT BOX (BOB) SPECIFICATIONS



PHYSICAL DIMENSIONS

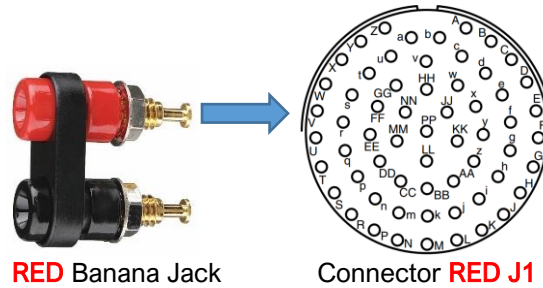


DATA SHEET

BREAK-OUT BOX (BOB) SPECIFICATIONS



RED BANANA JACK WIRING



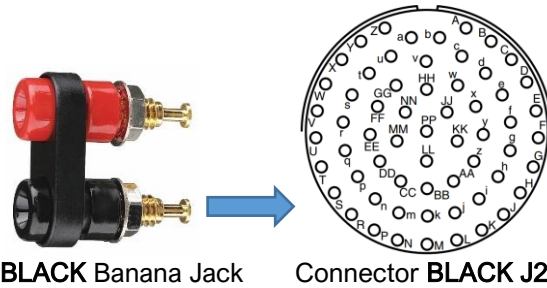
Red Banana Jack	Connector Red J1	Red Banana Jack	Connector Red J1
From	To	From	To
A1	A	i32	i
B2	B	j33	j
C3	C	k34	k
D4	D	m35	m
E5	E	n36	n
F6	F	p37	p
G7	G	q38	q
H8	H	r39	r
J9	J	s40	s
K10	K	t41	t
L11	L	u42	u
M12	M	v43	v
N13	N	w44	w
P14	P	x45	x
R15	R	y46	y
S16	S	z47	z
T17	T	AA48	AA
U18	U	BB49	BB
V19	V	CC50	CC
W20	W	DD51	DD
X21	X	EE52	EE
Y22	Y	FF53	FF
Z23	Z	GG54	GG
a24	a	HH55	HH
b25	b	JJ56	JJ
c26	c	KK57	KK
d27	d	LL58	LL
e28	e	MM59	MM
f29	f	NN60	NN
g30	g	PP61	PP
h31	h		

DATA SHEET

BREAK-OUT BOX (BOB) SPECIFICATIONS



BLACK BANANA JACK WIRING



Black Banana Jack	Connector Black J2	Black Banana Jack	Connector Black J2
From	To	From	To
A1	A	i32	i
B2	B	j33	j
C3	C	k34	k
D4	D	m35	m
E5	E	n36	n
F6	F	p37	p
G7	G	q38	q
H8	H	r39	r
J9	J	s40	s
K10	K	t41	t
L11	L	u42	u
M12	M	v43	v
N13	N	w44	w
P14	P	x45	x
R15	R	y46	y
S16	S	z47	z
T17	T	AA48	AA
U18	U	BB49	BB
V19	V	CC50	CC
W20	W	DD51	DD
X21	X	EE52	EE
Y22	Y	FF53	FF
Z23	Z	GG54	GG
a24	a	HH55	HH
b25	b	JJ56	JJ
c26	c	KK57	KK
d27	d	LL58	LL
e28	e	MM59	MM
f29	f	NN60	NN
g30	g	PP61	PP
h31	h		

DATA SHEET

BREAK-OUT BOX (BOB) SPECIFICATIONS



AVAILABLE COLORS FOR ORDERING

Olive Green (Part No. 180023-1-0)



Gentian Blue (Part No. 180023-2-0)



Signal Yellow (Part No. 180023-3-0)



Desert Tan (Part No. 180023-4-0)



Pink (Part No. 180023-5-0)



Signal Violet (Part No. 180023-6-0)



DATA SHEET